



Mobile advertising: the effect of tablet tilt angle on user's purchase intentions

Journal:	<i>Journal of Marketing Communications</i>
Manuscript ID	RJMC-2017-0090.R3
Manuscript Type:	Original Papers
Keywords:	mobile, internet, body, position, perspective, tilt angle

SCHOLARONE™
Manuscripts

1
2
3 shown to impact mental simulation and purchase intention: product orientation within
4 the picture (Förster, 2004; Elder and Krishna, 2012), camera viewing angles (Royo-
5 Vela and Black, 2018; van Rompay, de Vries, and Bontekoe, 2012) or wording of
6 messages on the ad (Escalas 2004, 2007; Jeong and Jang 2016). But literature has not
7 yet examined the potential impact of the media device position on mental simulation
8 and purchase intention towards the advertised product.
9
10
11
12
13
14

15
16 Yet, embodied cognition literature highlights that body postures have a strong impact on
17 information processing and decision making (Barsalou, 2008). Several studies
18 demonstrate that approach behaviors towards objects vary depending on individuals'
19 actual body postures (Förster, 2004). For example, Van Kerckhove, Geuens, and
20 Vermeir (2015) show that consumers prefer and choose different products when they
21 look down versus up. Indeed, mental simulation with the product is facilitated, and
22 purchase intentions are increased, when viewers' body postures are aligned with product
23 orientation within the ad (Elder and Krishna, 2012).
24
25
26
27
28
29
30
31
32
33

34 Depending on how the mobile device is held (near-horizontal or near-vertical tilt angle
35 position), the product advertised in the mobile ad can be aligned (or unaligned) with
36 actual viewers' body posture. In instance, when the product is photographed with a
37 downward view to the object (so called birds' eyes perspective), viewers holding their
38 mobile device in a near-horizontal position (tilting their head forward and dropping
39 their chin on to their chest in a downward head position) should stand in a body posture
40 that is aligned with product orientation within the ad. To the contrary, when the product
41 is photographed with a frontward view to the object (so called frontal perspective),
42 viewers' body posture should be aligned with the advertised product orientation when
43 they hold their device straight in a near-vertical position (keeping their head straight and
44 looking forward to the screen in a frontward head position).
45
46
47
48
49
50
51
52
53
54
55
56
57

1
2
3 In this paper, we focus on the impact of mobile device tilt angle on mental simulation
4 processes and purchase intention of advertised products. We present two experimental
5 lab studies where we manipulate mobile device position (near-horizontal or near-
6 vertical device tilt angle position) and product image perspective in the ad (vertical view
7 to the object, so-called birds' eyes perspective or frontal view to the object, so-called
8 frontal perspective). We study whether vertical (vs frontal) viewers' head position
9 required by mobile device position (near-horizontal or near-vertical tilt angle position)
10 impacts mental simulation and purchase intention for advertised products on mobile
11 devices. In doing so, we extend the literature on mental simulation with advertised
12 products (e.g. Royo-Véla and Black, 2018; Choi and Taylor, 2014; Elder and Krishna,
13 2012; Förster, 2004) by underlining the role of the device tilt angle, mental simulation
14 and purchase intention.

15
16
17
18
19
20
21
22
23
24
25
26
27
28
29 In the first section, we define the conceptual framework that allows us to establish
30 research hypotheses. Next, we present the two experimental studies that we conducted
31 on users of digital tablets. In the first study, we show that purchase intention towards an
32 advertised product varies when the internet user is holding the tablet flat (in a so-called
33 "near horizontal" position) or upright (a so-called "near vertical" position). In the
34 second study, we show that tablet tilt angle impacts purchase intention towards
35 advertised product because it creates a consistency (or inconsistency) with the viewer's
36 body posture, that promotes (or reduces) mental simulation with the advertised product.
37
38
39
40
41
42
43
44
45
46
47
48
49
50
51
52
53
54
55
56
57
58
59
60

THEORETICAL FRAMEWORK

Mobile device tilt angle and viewers' body posture

1
2
3 Various theories are explored to explain how body postures can influence advertising
4 perception and behavioral reactions (for a review see Förster, 2004). Many empirical
5 studies show that human individuals tend to get ready to implement the appropriate
6 body movement when they are exposed to a visual image of a product (Schlosser,
7 2003). Therefore, consistency between product orientation and viewers' body postures
8 results in increased approach behaviors. This effect is called the principle of perceptual-
9 motor compatibility (Förster, 2004). It shows that approach behavior towards advertised
10 products tends to be activated more easily and faster by the viewer when his actual body
11 posture is in line with the gesture that he would have to perform to grasp the product in
12 his hand. For instance, Elder and Krishna (2012) demonstrate that purchase intention for
13 a product orientated to the left (vs right) within the advertisement is higher when
14 viewers stand with their left (vs right) hands ready for usage, and their right (vs left)
15 hands occupied with a physical task that prevents their usage. As far as mobile
16 advertising is concerned, with viewers' body postures depending on device tilt angle
17 position (frontward when device is held in a near-vertical position and downward when
18 device is held in a near-horizontal position), purchase intention towards advertised
19 products should vary depending on how the viewers' position is in line with the way the
20 product is depicted within the advertisement.
21
22
23
24
25
26
27
28
29
30
31
32
33
34
35
36
37
38
39
40
41

42 In advertising, there are several ways of depicting an object. In front-views perspective,
43 the camera is positioned in front of the product although in high-angle views, the
44 camera is positioned above the product. Following the perceptual-motor compatibility
45 principle (Förster, 2004), approach behavior towards products on frontal perspective
46 advertisements should be easier to activate when the mobile device is held in a near-
47 vertical position that allow the viewers to keep their heads straight and to look at the
48 picture in front of them. Approach behaviors should thus be higher because the
49
50
51
52
53
54
55
56
57

1
2
3 frontward position of their head is consistent with the frontward perspective of the
4
5 picture. Conversely, advertisements showing products from a high-angle perspective
6
7 should trigger stronger purchase intention if they are seen on a device held horizontally.
8
9 Indeed, high-angle pictures show the products from the top, and approach behaviors
10
11 should thus be increased when viewers hold their device flat so as to bend their head
12
13 downward, because the birds' eye view of the product is consistent with the downward
14
15 position of the viewers' head.
16
17
18
19
20

21 Building on this literature, we hypothesize:

22
23
24 *H1: Purchase intention of advertised product is higher when the mobile device is held*
25
26 *in a position that is consistent with the advertised product orientation, in such a way*
27
28 *that viewers with a frontward head position watch front-view product advertisement*
29
30 *(H1a) and viewers with a downward head position watch high-angle view product*
31
32 *advertisements (H1b)*
33
34

35
36 -Figure 1-
37
38
39

40 **Mental simulation towards advertised products in advertisement**

41
42 Advertising research shows that purchase intention towards advertised product is
43
44 determined by mental simulation processes provoked by the product picture on the
45
46 advertisement (Choi and Taylor, 2014; Elder and Krishna, 2012). Mental simulation, or
47
48 the reenactment of perceptual experiences, is an automatic form of mental imagery that
49
50 is initiated by exposure to visual representations of objects. Product mental simulation is
51
52 an automatic operative process that helps individuals to imagine product interaction.
53
54
55 Seeing a visual depiction of a product automatically activates a quick cerebral motor
56
57

1
2
3 response that consists in imagining how to use the product. The link between mental
4
5 simulation and motor responses has been demonstrated several times with
6
7 neuroscientific studies (e.g. Chao and Martin, 2000). Several authors (e.g. Choi and
8
9 Taylor, 2014) establish a causal link between body postures, mental simulation with the
10
11 product, and purchase intention. Indeed, advertised products cannot be physically
12
13 tested, manipulated, or touched, and viewers tend to automatically perform a mental
14
15 simulation of the advertised product to determine whether they like the product and
16
17 want to buy it (Elder and Krishna, 2012). Many studies have shown that the ease with
18
19 which a product is mentally visualized does not change attitudes (Schlosser, 2003; Elder
20
21 and Krishna, 2012; Choi and Taylor, 2014) and has a direct positive effect on the intent
22
23 to buy the object (Gregory, Cialdini, Carpenter, 1982; Schlosser, 2003; Choi and
24
25 Taylor, 2014). Indeed, approach behaviors toward products in an advertisement are the
26
27 consequence of a mental process in which the approach movements are first mentally
28
29 prepared as part of mental imagery or mental simulation activities (Stanford
30
31 University's Encyclopedia of Motor Cognition). Mentally imagining a product in an
32
33 advertisement acts directly on behavior without going through an affective route during
34
35 which the product would be assessed further (Choi and Taylor, 2014).
36
37
38
39

40 According to embodied cognition theory (Barsalou, 2008), body postures affect
41
42 advertising information processing, and behavioral reactions for advertised products,
43
44 because they affect how easily viewers can mentally simulate the movement needed to
45
46 mentally grasp or use the product in the advertisement (Shen, Zhang and Krishna, 2016;
47
48 Elder and Krishna, 2012). Various features of the ad have been shown to impact the
49
50 mental simulation process, which in turn impacts purchase intentions : product
51
52 orientation within the picture (Förster, 2004; Elder and Krishna, 2012), camera viewing
53
54 angles in the picture (van Rompay, de Vries, and Bontekoe, 2012; Royo-Véla and
55
56
57
58
59
60

1
2
3 Black, 2018) or wording of messages on the ad (Escalas 2004, 2007; Jeong and Jang,
4
5 2016). Empirical studies show that the visual perspective on a product (e.g. vertical
6
7 pictures taken from a drone or grounded perspective) may result in modified
8
9 information processing of advertising, such as modified mental simulation processes
10
11 (Royo-Véla and Black, 2018). In particular, research shows that mental simulation with
12
13 a product is stronger when there is consistency between the viewers' body posture and
14
15 the product perspective in the advertisement. Some studies examine the impact of
16
17 product orientation within the picture (e.g. the handle of a mug is orientated to the left
18
19 or the right within the picture of the advertisement) (e.g. Elder and Krishna, 2012).
20
21 They demonstrate that consistency between product orientation (to the left or to the
22
23 right) and viewer's body posture leads to increased mental simulation and purchase
24
25 intention. Other studies focus on image perspective and demonstrate that alignment of
26
27 the viewer's gaze direction with image perspective facilitates mental simulation with
28
29 advertised product and increases purchase intention (Schlosser, 2003; Jiang et al.,
30
31 2014). Indeed, mental simulation is facilitated when viewer's body posture is consistent
32
33 with the mental movement that is needed to mentally grasp the advertised product.
34
35

36
37
38 As far as mobile advertising is concerned, building on these previous studies, mental
39
40 simulation should be easier, and purchase intentions higher, when the device is held in a
41
42 tilt angle position that allows the viewer to align his body posture with the product
43
44 image perspective within the advertisement. Indeed, when device position allows the
45
46 viewers to stand in a body posture that is consistent with the picture perspective,
47
48 viewers can easily perform a mental interaction with the advertised product and declare
49
50 higher purchase intention for the advertised product.
51
52

53
54 When product is displayed in a high-angle perspective (birds' eye view), the camera
55
56 positioned above the product suggests that the mental movement needed to grasp the
57

1
2
3 product is a downward movement. Therefore, the mental simulation with the product
4
5 should be easier when the device is held flat because it allows the viewers to stand with
6
7 a downward head posture that is consistent with the image perspective. Indeed, in this
8
9 tilt angle position, viewers have to bend their head downward, ready to perform a
10
11 downward mental movement of approach toward the advertised product. Thus, holding
12
13 the device flat provokes a consistency between image perspective and viewer's body
14
15 posture when the advertisement is a high-angle (birds' eye) product image perspective.
16
17 To the contrary, when the product is shot with a front-view perspective, mental
18
19 movement needed to mentally interact with the product is a frontal movement. Mental
20
21 simulation with the product is easier, and purchase intention is higher, when the device
22
23 is held near-vertically because it allows the viewers to keep their head straight, ready to
24
25 activate a frontal mental approach movement towards the advertised product.
26
27
28
29
30
31

32 *H2: Mental simulation of advertised product is increased when the mobile device is*
33 *held in a position that is consistent with the advertised product orientation, in such a*
34 *way that viewers with a frontward head position watch front-view product*
35 *advertisements (H2a) and viewers with a downward head position watch high-angle*
36 *view product advertisements (H2b)*
37
38
39
40
41
42
43

44 *H3: Mental simulation of advertised product mediates the impact of the consistency*
45 *between mobile device position and advertised product orientation on purchase*
46 *intention towards advertised product*
47
48
49
50
51
52
53
54
55
56
57
58
59
60

- Figure 2 -

EXPERIMENTAL STUDIES

Pilot study

We conducted two pilot studies in order to determine in what positions internet users usually hold their tablet. The objective is to test the hypotheses on positions that are often used by internet users and thereby maximize the external validity of the results.

To do so, we conducted a study of usage patterns on digital tablets. This study was conducted by e-mail via the software wysuforms. It was sent to 150 undergraduate students in a French management university and resulted in the collection 130 responses from tablet users (43% of men, 57% of women). Various questions were asked about their tablet usage (preferred tablet brand, tablet use frequency), and especially what type of body posture they adopted while using their tablet. Various body postures were proposed and respondents were asked to evaluate how often they adopted the specific body posture for tablet and laptop usage (*never, very rarely, rarely, often, very often, nearly always, always*). For example, they were asked how often they sat on couch or armchair when they use their tablet, and how often they sat down in a working position to use their device. The results reveal that 84% of respondents use *always* or *nearly always* their tablet on a couch or an armchair (compared to only 29.4% for laptops). Only 6% of the individuals queried say they *always* or *nearly always* adopt a working position (sitting at a desk or table) when using their tablet (versus 64% of respondents using laptops). This first study suggests that internet users are usually sitting on a couch when they are using their tablet, rather than at a table.

1
2
3 The second pilot study was an observational study. Ten users of digital tablets were
4 summoned to the home of the researcher. These users were selected from the social
5 circle of the researcher to represent a range of ages and different body types. Each
6 participant came to the home of the researcher with his/her digital tablet. He/she was
7 shown into the living room/dining room, a room with a living area (couch, coffee table)
8 and a dining area (table and chairs). The respondent received the instruction to sit
9 wherever he/she wished to answer a survey on his/her digital tablet. All 10 respondents
10 spontaneously went to the couch. They adopted two types of positions : 6 of them held
11 the tablet flat (this position will be described as near-horizontal in the rest of the study),
12 resting on the knees, hands, or even sometimes the respondent's bag, and 4 of them held
13 the tablet slightly inclined (this position will be described as near-vertical in the rest of
14 the study), with the tablet resting on the raised legs, the hands, or the tablet easel (figure
15 3).

16
17
18
19
20
21
22
23
24
25
26
27
28
29
30
31
32 *-Figure 3 -*
33

34 After these two pilot studies, we selected two positions on which to test the research
35 hypotheses: the so-called "near-horizontal" position (the screen forms an angle with the
36 ground of less than 45° , it is nearly parallel with the ground, and the internet user's gaze
37 is looking downward) and the so-called "near-vertical" position (the screen forms an
38 angle with the ground of greater than 45° , it is nearly perpendicular to the ground and
39 the gaze is toward the front) (figure 3). In these two positions, the users are seated on a
40 sofa. These positions have the advantages of maintaining the same observation distance
41 from the screen (approximately 35 cm). This distance corresponds to the ideal
42 observation distance (also called orthoscopic distance) for a tablet with a ten-inch
43
44
45
46
47
48
49
50
51
52
53
54
55
56
57
58
59
60

1
2
3 screen¹ (17 x 24 cm). These two positions also have the advantage of placing the screen
4
5 against a static and neutral background (i.e. the user's pants), which does not distract
6
7 attention from the screen. The literature on visual saturation has emphasized the extent
8
9 to which the visual elements located near the target of the eyes can create interference
10
11 and disturb perception (Janssens et al, 2012; Greenberg, 2012; Whitney and Levi,
12
13 2011).
14

15 16 **Study 1**

17 18 *Design of study 1.*

19
20 The purpose of the first experimental study was to select an advertisement using a
21
22 photograph with a particular perspective and to study whether the position in which the
23
24 internet user holds the tablet (so-called "near-vertical position", so-called "near-
25
26 horizontal position" - see figure 3) has an impact on mental simulation of the product
27
28 and on advertised product purchase intention. Two experimental conditions were
29
30 selected based on the position in which the internet user was placed and each respondent
31
32 was assigned randomly to one of the two conditions (near-vertical position or near-
33
34 horizontal). A between-subject design was selected, and each respondent adopted only
35
36 one position.
37
38
39
40
41

42 43 *Selection of the advertisement for study 1.*

44
45 For this study, we selected a photograph of a product using a front-view perspective on
46
47 the product (the camera is placed in front of the product).
48
49

50
51 In the frontal perspective, the plane of the photograph is vertical (figure 3). With a
52
53 photograph in a front-view perspective, the position of the tablet allows the viewer to
54

55
56
57 ¹ The respondents all used full-size tablets of approximately ten inches.

1
2 align his head posture with the perspective of the picture when he holds the device in a
3 near-vertical position.
4
5

6
7 We decided to use an advertisement on a new kitchen utensil (a kit used to store liquids,
8 such as yogurt drinks) that evokes grasping representation relatively automatically
9 (appendix 1). Indeed, mental simulation processes are more easily activated when the
10 advertisement depicts a product for which usage is easy to understand (Zhao et al,
11 2011).
12
13

14 The photograph was displayed in 11cm x 15cm on the tablet. We took care to position
15 the photograph in the center of the screen because unusual positions on the screen can
16 enhance (or decrease) the attention of internet users and consequently change their
17 reactions to the advertisement (Janssens et al, 2012). The image was static so as not to
18 distract the internet users (Simola et al, 2011)
19
20
21
22
23
24
25
26
27
28
29

30 *Sample of study 1.*

31
32 The study was administered to 76 users of digital tablets recruited through an
33 announcement posted in the hallway of a French university. The respondents were not
34 compensated. 32 respondents were randomly assigned to a “near-vertical tablet”
35 condition and 44 respondents were assigned to a “near-horizontal tablet” condition.
36
37 The respondents were between 14 and 63 years of age and the ages were fairly well
38 distributed between the two experimental conditions (Mhoriz. = 35 years old; Mvert. =
39 40 years old). The data sheet administered at the end of the survey indicates that the
40 respondents use their digital tablet frequently and that there is no major difference in
41 usage between the two groups (Mhoriz. = 5.3; Mvert. =4.8; p=0.162).
42
43
44
45
46
47
48
49
50
51
52

53 *Study 1 procedure.*

1
2
3 The survey was sent by e-mail. In the e-mail invitation, respondents were informed that
4 they had to spend five minutes seated on a couch without being disrupted, moving, or
5 changing position. Depending on the position to which they were assigned, they were
6 asked to hold their tablet flat in a “near horizontal position” or in a “near-vertical
7 position”. The device position and the body posture that they had to adopt during the
8 study was illustrated by a picture (figure 3). They were given the instruction to assume
9 the same position as the person in the picture.
10
11

12
13
14
15
16
17
18 During the survey, reminders were regularly displayed: “we remind you that it is
19 essential that you remain in the same position when answering this survey.” At the
20 beginning of the survey, the respondent agreed to remain in this same position for the
21 entire survey by checking the item “I agree to maintain this position for the entire
22 duration of the survey.”
23
24
25
26
27
28
29

30 *Selection of measurements for study 1.*

31
32

33 To measure how much mental simulation process was activated in viewers’ mind, we
34 built on previous literature on mental simulation and mental imagery. Indeed, mental
35 simulation measures are inspired by mental imagery scales (e.g. Schlosser, 2003; Choi
36 and Taylor, 2014).
37
38
39
40
41

42 There are various correlated indicators of the degree of mental simulation elicited by the
43 message. Mental simulation process can be measured by asking questions that refer to
44 the quantity of mental images that are activated by the stimuli (study 3, Elder and
45 Krishna, 2012) or by questions that refer to the ease of the mental simulation process
46 (study 4, Elder and Krishna, 2012). Indeed, various studies on mental imagery
47 demonstrate that ease and quantity of mental imagery are strongly correlated (for a
48
49
50
51
52
53
54
55
56
57
58
59
60

1
2
3 review see Babin et Burns, 1998). For example, mental imagery research of Bone and
4
5 Ellen (1992) empirically shows that the quantity and ease items load together.
6

7
8 In this paper, the items to measure mental simulation process focus on ease of the
9
10 mental simulation process. Indeed, it may be more difficult for respondents to evaluate
11
12 the quantity of mental images process than the easiness of the mental simulation
13
14 process. It seems easy for respondents to evaluate if mental simulation with advertised
15
16 product came easily to mind, or if they felt that mental interaction with the advertised
17
18 product was very demanding. To the contrary, as the mental simulation process is a
19
20 narrative and continuous process (Escalas, 2007), it may be more difficult for
21
22 respondents to give an evaluation of the number of mental images processed when they
23
24 were exposed to the advertisement. Therefore, we chose in this paper, to measure
25
26 mental simulation process by focusing on ease of the mental simulation process.
27
28

29
30 We therefore asked the respondents to note on a 7-point scale, *To what extent it was*
31
32 *difficult to imagine using the product* (from extremely difficult to extremely easy), and
33
34 *How much time did it take you to imagine using the product* (from a very long time to
35
36 very quickly). The respondents also evaluated whether they were in agreement with the
37
38 statement *It took effort of thought to imagine myself using the product* (from entirely
39
40 agree to entirely disagree). These three elements were combined to form a measurement
41
42 of mental simulation ($\alpha = 0.818$).
43
44

45
46 To measure behavioral intentions with regard to the object shown in the advertisement,
47
48 we asked the respondents to rate “*the probability that they would buy this product*”.
49

50 51 *Results of study 1*

52
53
54 As an initial step, we also tested whether intent to buy and mental simulation varied
55
56 according to screen position. We performed a difference of means test between the two
57

1
2
3 experimental conditions and the mental simulation and intent to purchase variables. The
4
5 test indicates that mental simulation is easier when the tablet is in the near-vertical
6
7 position, in other words, when it is aligned with the frontal perspective of the image
8
9 (versus a tablet in a near-horizontal position) ($M_{\text{horiz.}} = 3.15$; $M_{\text{vert.}} = 4.05$;
10
11 $F(1,74)=5.71$; $p=0.019$). The respondents more easily imagined themselves using the
12
13 product when holding their tablet in a position that allowed them to align their body
14
15 posture with the perspective of the advertisement (in this study, a frontal view/frontal
16
17 perspective).

18
19
20 With regard to intent to buy, the test also indicates that a near-vertical tablet position
21
22 leads internet users to form a more favorable purchase intention than a near-horizontal
23
24 tablet position ($M_{\text{horiz.}} = 1.45$; $M_{\text{vert.}} = 2.21$; $F(1;74)=8.30$; $p=0.005$). Therefore,
25
26 online advertising creates greater purchase intention when viewed on a tablet held in a
27
28 position that allows the user to align his/her body posture with the perspective of the
29
30 image. H1 is validated for an advertisement with a frontal perspective.

31
32
33 *-Table 1 -*

34
35
36 To test the link between mental simulation and purchase intention, we performed a
37
38 linear regression between the two variables. The analysis indicates that the regression of
39
40 mental simulation on purchase intention is significant ($b=0.31$; $SE=3.61$; $p<0.001$).
41
42 Thus, the more the respondents could easily imagine themselves using the product, the
43
44 more they reported that they wanted to buy the product.

45
46
47 To test the mediating effect of mental simulation, we followed the method
48
49 recommended by Hayes and Preacher (2013) and performed a simple mediation test
50
51 using a bootstrapped procedure (Model 4, $n=1000$), in which we set purchase intention
52
53 as the dependent variable, tablet position as the independent variable, and mental
54
55 simulation as the mediating variable. Results indicated that tablet position was a
56
57

1
2
3 significant predictor of mental simulation and that mental simulation was a significant
4 predictor of purchase intention. These results support the mediational hypothesis. Tablet
5 position was no longer a significant predictor of purchase intention after controlling for
6 mental simulation, consistent with full mediation. The indirect effect was tested using a
7 bootstrap estimation approach with 1000 samples. These results indicated the indirect
8 coefficient was significant, $b = -0.191$, 95% CI = $-0.5610, -0.0187$. The effect of
9 mediation of mental simulation is significant with mental simulation averages that
10 exclude zero and a confidence interval of 95% $[-0.5610; -0.0187]$. H3 is validated for an
11 advertisement with a frontal perspective.
12
13
14
15
16
17
18
19
20
21
22
23

24 -Table 2 –
25
26
27

28 *Discussion of study 1.*

29
30 This first experimental study confirms that the position in which the tablet is held can
31 affect behavioral intentions toward online advertising. However, in this stage of the
32 research, the role of consistency between image perspective and tablet position has not
33 been demonstrated. The hypothesis was made that a tablet position enabling alignment
34 of the body posture with the perspective of the photograph would increase mental
35 simulation and purchase intention. But at this stage of the research, some may argue that
36 the orientation of the head downward could have provoked more negative reactions than
37 an upward head. In fact, following the work of Van Kerckhove, Geuens, and Vermeir
38 (2015) on gaze orientation and level of thought, some might say that looking downward
39 leads one to adopt more concrete thinking, which encourages the individual to focus on
40 the negative elements of the product (White et al, 2011). Indeed, different points of
41 views could convey various associations of ideas. A study conducted in 2012 by
42
43
44
45
46
47
48
49
50
51
52
53
54
55
56
57
58
59
60

Schuldt, Konrath and Schwarz demonstrated that the viewing angle of photographs of cars impacted the assessment of the product and characteristics related to power. As a result of this work, holding the device horizontally and adopting a high-angle view could increase the impression of dominating one's environment and thus decrease preferences for low-value products (such as the kitchen aid product depicted in the study 1 advertisement).

Therefore, in order to demonstrate the role of consistency of viewers' body posture and image perspective, we conducted a second experimental study in which we simultaneously manipulated tablet position (near-horizontal, near-vertical) and image perspective (front-view, birds' eye view).

Study 2

Design and procedure for study 2.

We implemented a study in which the same advertised product is photographed from two different perspectives: a front-view perspective and a high-angle perspective. We selected an advertisement showing a cup of coffee. In the front-view perspective, the cup of coffee is photographed from the front. In the high-angle perspective, the cup of coffee is photographed from the top. We verified that, in all four conditions, the image was easy to understand and that information in the advertisement was easy to process ($1.4 < M < 1.6$; $p_s > 0.495$). To do so, we used two 7 points Likert scale items and calculated an average score of the two items: (*understanding this image requires effort of thought* and *to understand this image, you have to concentrate*).

The experimental design includes four different conditions (near-vertical, near-horizontal) x (front-view, birds' eye view). A between-subject design was selected, and each respondent viewed only one image in a single position.

1
2
3 The survey was sent by e-mail, and the procedure was exactly the same as for study 1.
4
5
6
7

8 - Table 3 -
9

10
11
12
13 *Measurements of study 2.*
14

15
16 We adapted the measurements from the first study to the context of study 2. The
17 respondents had to indicate on a 7-point scale, *To what extent they imagined drinking*
18 *the coffee* (from not at all to a lot), *How much time it took them to imagine drinking*
19 *coffee* (from a very long time to very quickly). *To what extent it was easy to imagine the*
20 *taste of coffee* and *To what extent they were immersed in the image of the coffee* (from
21 not at all to a lot). These four items were combined to form a mental simulation
22 measurement ($\alpha = 0.693$).
23
24
25
26
27
28
29
30

31
32 To measure the behavioral intentions with regard to the object shown in the
33 advertisement, we used three items in combination to create a measurement of approach
34 behavior. The respondents were asked to note the probability that they *would take a*
35 *coffee break?*, that they *would take a moment to have a coffee?* They also had to
36 respond using the following Likert scale: *I feel like having a cup of coffee* ($\alpha = 0.805$).
37
38
39
40
41
42

43 *Sample of study 2.*
44

45
46 We recruited users of digital tablets who agreed to participate in an online survey by
47 posting an announcement in the hallways of a French university. The participants were
48 assigned randomly to the four conditions. This procedure resulted in the collection of 74
49 completed surveys, of which 37 respondents were exposed to the image in a frontal
50
51
52
53
54
55
56
57
58
59
60

1
2
3 perspective and 49 in a high-angle perspective. Forty respondents were women and
4
5 thirty-four respondents were men. The average age of the respondents is 32.

6
7
8 There was no difference in terms of familiarity with digital tablets and general attitudes
9
10 towards the experimental stimuli. On average, in all four conditions, the respondents
11
12 used their digital tablets fairly often ($1.7 < M < 2.5$; $p > 0.115$). In all four conditions, the
13
14 respondents moderately enjoy drinking coffee ($2.20 < M < 3.20$; $p > 0.070$).

15
16
17
18
19
20 - Table 4 -
21
22
23
24

25 *Results of study 2.*

26
27
28 In order to study whether the consistency between the perspective of the advertising
29
30 image (frontal, high-angle) and the screen position (vertical, horizontal) facilitated
31
32 mental simulation and increased purchase intention, we conducted two tests of analysis
33
34 of variance with interaction. The purchase intention and mental simulation were
35
36 introduced in the model as dependent variable. The device position (near-horizontal,
37
38 near-vertical position) and the ad perspective (frontal perspective, high-angle
39
40 perspective) were set as the independent interacting variables.

41
42
43 First, the analysis indicates that there is no main direct effect of device position and
44
45 image perspective on purchase intention and on mental simulation ($p > 0.05$). Second,
46
47 there is a significant interaction between the position of the tablet and the perspective of
48
49 the advertising image ($F(3;70) = 5.857$, $p = 0.001$ for purchase intention and
50
51 $F(3;70) = 3.560$, $p = 0.018$ for mental simulation).

52
53
54
55
56 - Table 5 -
57
58
59

1
2
3
4
5 The contrast analysis indicates that the advertisements shot from a front-view
6
7 perspective reduces mental simulation of the product when viewed on a screen in the
8
9 horizontal position (versus vertical) ($M_{\text{horiz.}} = 2.91$; $M_{\text{vert.}} = 4.20$; $p=0.04$).

10
11 Furthermore, it triggers less purchase intention when viewed on a screen in the
12
13 horizontal position (versus vertical) ($M_{\text{horiz.}} = 2.43$; $M_{\text{vert.}} = 3.93$; $p=0.06$). Thus,
14
15 when the advertisement is from a front-view perspective, the perspective consistency
16
17 between the advertisement and the viewer's body posture increases mental simulation
18
19 and creates stronger purchase intention.

20
21
22 However, the results are more nuanced for advertisements with a high-angle
23
24 perspective. They trigger less intent to buy when viewed on a screen in the vertical
25
26 position (versus horizontal) ($M_{\text{horiz.}} = 3.02$; $M_{\text{vert.}} = 1.96$; $p=0.019$). However, the
27
28 mental simulation is not significantly impacted by the position of the screen ($M_{\text{horiz.}} =$
29
30 3.17 ; $M_{\text{vert.}} = 3.72$; $p=0.186$). Therefore, holding the screen in a position that allows
31
32 viewers to align their body posture with the perspective of the image increases purchase
33
34 intention for the two tested perspectives but only increases mental simulation for the
35
36 front-view perspective. H2 is validated, but H1 is only partially validated for images
37
38 with a frontal perspective.
39
40
41
42
43

44 - *Figure 4* -
45
46
47

48 We conducted a regression analysis using the Hayes and Preacher (2013) macro in order
49
50 to examine whether mental simulation mediates the positive effect of perspective
51
52 consistency on purchase intention. To do so, we created a perspective consistency
53
54 variable (yes, no) in which the frontal (high-angle) image viewed on a position in near-
55
56
57

1
2
3 vertical (near-horizontal) position was consistent in terms of perspective. Results
4
5 indicated that perspective consistency was a significant predictor of mental simulation,
6
7 $b = -0.31$, $SE = 0.13$, $p < .05$, and that mental simulation was a significant predictor of
8
9 purchase intention, $b = 0.80$, $SE = 0.11$ $p < .05$. These results support the mediational
10
11 hypothesis. Perspective consistency was no longer a significant predictor of purchase
12
13 intention after controlling for the mediator, mental simulation, $b = 0.0008$, $SE = 0.13$,
14
15 ns, consistent with full mediation. The indirect effect was tested using a bootstrap
16
17 estimation approach with 5000 samples. These results indicated the indirect coefficient
18
19 was significant, $b = -0.25$, $SE = 0.13$, 95% CI = -0.5437 , -0.0355 . In fact, zero is not
20
21 included in the confidence interval $[-0.5437; -0.0355]$. The results indicate that mental
22
23 simulation mediates the effect of perspective consistency on purchase intention. H3 is
24
25 validated.
26
27
28
29
30

31 - Table 6 -
32
33
34

35 *Discussion of study 2.*

36
37 Study 2 shows that purchase intention for an online advertised product is higher when
38
39 the advertisement is seen on a mobile device that is held in a position that allows the
40
41 viewers to stand in a body posture that is consistent with the product image perspective
42
43 within the advertisement. Therefore, purchase intention for front-view advertisement is
44
45 increased when the mobile device is held in a near-vertical position. Conversely,
46
47 purchase intention for high-angle perspective (birds' eye view) is higher when the
48
49 mobile device is held in a near-horizontal position.
50
51

52 Study 2 also demonstrates that this positive consistency effect is mediated by mental
53
54 simulation processes. Indeed, consistency between viewers' body posture and image
55
56
57

1
2
3 perspective results in increase mental simulation, which in turn results in higher
4
5 purchase intention. Results also suggest that inconsistency between body postures and
6
7 image perspective is less impactful for high-angles perspectives (birds' eye view).
8
9 Indeed, although front-view advertisements lead to lower mental simulation process
10
11 when it is seen on a device held in a near-vertical position, mental simulation is not
12
13 significantly and negatively impacted by the mobile device position when the
14
15 advertisement depicts a high-angle product perspective. For high-angle perspectives,
16
17 consistency between the position and the perspective of the image does not have any
18
19 significant impact on mental simulation. This is consistent with previous studies on
20
21 mental simulation processes triggered by the verticality of images. Indeed, Royo-Vela
22
23 and Black (2018) show that images pictured from high-angle perspective have a greater
24
25 effect on the viewer than images produced at ground level. This explains why, in study
26
27 2, mental simulation was not disrupted by tablet position when the perspective of the
28
29 image is high angle.
30
31
32
33
34
35
36
37
38
39
40
41
42
43
44
45
46
47
48
49
50
51
52
53
54
55
56
57
58
59
60

CONCLUSION

Both studies that we conducted confirm that the impact of commercial photographs on internet users depends on the position of the mobile screen on which the photographs are viewed. Although we might expect that individuals would gradually become accustomed to processing the images on their mobile device regardless of the position and their actual body posture, this is not the case. Advertisements showing products from a high-angle perspective trigger stronger purchase intention if they are shown on a screen held near-horizontally. To the contrary, advertisements showing products with a

1
2
3 front-view perspective result in higher purchase intention when the device is held in a
4
5 near-vertical position.
6

7
8 The results thus contribute to mobile marketing research by showing that the
9
10 effectiveness of a visual advertisement is improved when the image is viewed on a
11
12 device held in a position that allows viewers' body postures (downward position,
13
14 frontward position) to be consistent with the perspective of the advertising image
15
16 (downward position for vertical perspective ad, frontward position for frontal
17
18 perspective ad).
19

20
21 These results extend the perceptual-motor compatibility principle (Förster, 2004) by
22
23 showing that approach behavior toward advertised products are easier to activate when
24
25 the mobile device is held in a position that is consistent with the image perspective.
26
27

28 Perspective consistency helps the viewers to generate mental simulation of the product,
29
30 which consequently has a positive effect on purchase intention. In frontal views
31
32 advertisements, where the products are shot with the cameras are positioned in front of
33
34 them, the mental movement needed to mentally grasp the products are frontward
35
36 movements; they are easier to activate when the mobile device is held vertically because
37
38 the viewers hold their heads straight, looking in front of them.
39
40

41
42 Although mental simulation mediates, for both types of perspective (front-views and
43
44 high-angle views), the impact of body posture and image perspective on purchase
45
46 intention, we find in this study that the device position does not have a significant
47
48 impact on mental simulation for high-angle perspective advertisements. Previous
49
50 research has shown that an advertisement with a high-angle perspective can engender
51
52 surprise, entertainment, and potentially positive emotions (Royo-Vela and Black, 2018).
53
54

55 The literature on non-canonical perspectives (Kosslyn, Thompson and Alpert, 1999)
56
57

1
2
3 points to the roles of surprise, attention, and commitment. Yet, when attention is higher,
4
5 interferences have lower negative effects on individuals (Reed et al, 2017). Therefore,
6
7 inconsistency between body posture and image perspective could be less impactful for
8
9 high-angle images than for front-views images because viewers benefit from higher
10
11 available cognitive resources to control the negative effect of inconsistency between
12
13 their body posture (frontward head position) and image perspective (high-angle
14
15 perspective).
16

17
18 This research extends the literature on the impact of digital interfaces on advertising
19
20 efficacy (Brasel and Gips, 2014; Shen et al, 2016). This paper contributes to a better
21
22 understanding of mental simulation processes on images displayed on a mobile screen.
23
24 Very few research demonstrate empirically that mental simulation with advertised
25
26 products on mobile happens spontaneously and drives products evaluation and intention
27
28 to buy (Zhao et al, 2011). Usually mental simulation is considered to happen when a
29
30 specific priming message such as “Imagine yourself interacting with the product” is
31
32 proposed to consumers. Yet, we demonstrate in this paper that mobile advertising leads
33
34 to spontaneous generation of mental simulation process, even if there is no priming, and
35
36 that mobile device inclination modifies purchase intention toward advertised products.
37
38 Based on the literature on embodied cognition and advertisement effectiveness (e.g.
39
40 Elder and Krishna, 2012), this research establishes a link between viewers’ body
41
42 postures and purchase intention, without mobilizing attitudes. An avenue for future
43
44 research will be to examine what attitudinal mechanisms are at work when the
45
46 advertisement image is shot from a high-angle perspective. A link between perspective
47
48 consistency and the emotional reactions of internet users will have to be explored.
49
50
51
52
53

54 **Limits and future avenues of research**

55
56
57

1
2
3 This study also have several limits that are also potential future avenues of research.

4 First, viewers' familiarity with the advertisements have not been controlled. Yet, the
5 two advertisements present objects that evoke grasping representations relatively
6 automatically. But there is still work to be done to understand the role of product
7 previous knowledge on mental simulation processes and their impact on purchase
8 intentions (Zhao et al, 2011).
9
10
11
12
13
14

15
16 Second, potential hand proximity effects have not been explored. Research shows that
17 attentional resources are more focused and have a finer grain near the hands (Reed et al,
18 2017). In particular, because of this hand proximity effects, where perception and
19 attention is higher, interference effects are shown to be lower proximal to the hands
20 (Reed et al, 2017). Yet, we did not control how the viewers' put their hands on the
21 mobile device to hold it. Negative impact of inconsistency between perspective and
22 body postures could have been lower for viewers that held their screens in their hands,
23 in comparison to those who let their screen on their knees. This hand proximity effect
24 should be investigate in the future so as to better understand the role of viewers' body
25 postures on mobile advertising effectiveness.
26
27
28
29
30
31
32
33
34
35
36
37
38

39 **Managerial implications**

40
41 This research encourages marketing to take into account the position in which the
42 screen is viewed. Tablets and smartphones are already equipped with a gyroscope to
43 measure the orientation of the tablet. The question of image perspective arises and
44 certain websites have recently decided to systematically offer several views of the
45 product² in order to give internet users multiple perspectives on the product. These
46 initiatives currently do not take into consideration the position of the mobile screen, but
47
48
49
50
51
52
53
54

55
56 ² Like the jeweler James Allen, who provides the opportunity to view the product from all angles
57

1
2
3 the first signs of questioning concerning online image perspective suggests that this
4
5 research could quickly resonate with publishers of websites. In particular, pre-existing
6
7 “web responsive design” practices could be supplemented by introducing the option to
8
9 adapt product photographs to the orientation of the viewing screen (e.g. horizontal,
10
11 vertical). Automatically adjusting the photograph of the product to the angle of the
12
13 screen could maximize the effectiveness of online advertising.
14
15

16
17 In order to increase the external validity of this research, this work should be replicated
18
19 on mobile phones. Although marketing resistance of mobile phones is increasing, with
20
21 the popularity of programs blocking advertisements (such as Adblock Plus), mobile
22
23 marketing on smartphones affects more than 7 billion people around the world. It would
24
25 also be interesting to replicate this work using video, a format that is growing rapidly on
26
27 mobile devices. In conclusion, this initial research is an invitation to further
28
29 investigation into the interaction between content displayed on the internet and the
30
31 position in which mobile screens are viewed.
32
33
34
35
36
37
38
39
40
41
42
43
44
45
46
47
48
49
50
51
52
53
54
55
56
57
58
59
60

REFERENCES

- 1
2
3
4
5 Babin Laurie A. and Burns Alvin C. (1998), "A Modified Scale for the Measurement of
6
7 Communication-Evoked Mental Imagery", *Psychology & Marketing*, 15(December),
8
9 261-278.
10
11
12 Barsalou Lawrence, W. (2008), "Grounded cognition", *Annual Review of Psychology*,
13
14 59, 617-45.
15
16
17 Bart Yacov, Andrew T. Stephen., Miklos Sarvary (2014), "Which products are better
18
19 suited to mobile advertising? A field study of mobile display advertising effects on
20
21 consumer attitudes and intentions", *Journal of Marketing Research*, 51 (June), 270-285.
22
23
24 Bone Paula F., Pam S. Ellen (1992), "The generation and consequences of
25
26 communication-evoked imagery", *Journal of Consumer Research*, 19 (June), 93-104.
27
28
29 Brasel Adam S and Gips James (2014), Tablets, touchscreens, and touchpads: How
30
31 varying touch interfaces trigger psychological ownership and endowment, *Journal of*
32
33 *Consumer Psychology* 24 (2), 226-233
34
35
36
37 Chao Linda L., Alex Martin (2000), "Representation of Manipulable Man-Made
38
39 Objects in the Dorsal Stream" *NeuroImage*, 12 (March), 478-84.
40
41
42 Chandler Scott B. (2001), "Comparing the legibility and comprehension of type size,
43
44 font selection and rendering technology of onscreen type", *Doctoral Dissertation*,
45
46 Virginia Polytechnic Institute and State University, Blacksburg,
47
48
49 Choi Yung K., Jang-Sun Hwang, Sally Mcmillan (2008), "Gearing up for mobile
50
51 advertising : a cross-cultural examination of key factors that drive mobile messages
52
53 home to consumers", *Psychology and Marketing*, 25 (August), 756-768.
54
55
56
57
58
59
60

- 1
2
3 Choi Yung K., Charles R. Taylor (2014), "How do 3-dimensional images promote
4 products on the internet?", *Journal of Business Research*, 67 (October), 2164-2170.
5
6
7
8 Elder Ryan S., Aradhna Krishna (2012), "Visual Depiction Effect in Advertising:
9 Facilitating Embodied Mental Simulation through Product Orientation", *Journal of*
10
11
12
13
14
15 Escalas Jennifer E. (2004), "Narrative Processing: Building Consumer Connections to
16 Brands," *Journal of Consumer Psychology*, 14 (June), 168-179.
17
18
19
20 Escalas Jennifer E. (2007), "Self-Referencing and Persuasion: Narrative Transportation
21 versus Analytical Elaboration", *Journal of Consumer Research*, 33 (March), 421-429
22
23
24
25 Förster Jens, (2004), "How body feedback influences consumers' evaluation of
26 product", *Journal of consumer psychology*, 14 (December), 416-426.
27
28
29
30 Greenberg Adam S. (2012), "The Role of Visual Attention In Internet
31 Advertising", *Journal of advertising research*, 52, (December), 400-404.
32
33
34
35 Gregory Larry W., Robert B. Cialdini, Kathleen M. Carpenter (1982), "Self-Relevant
36 Scenarios as Mediators of Likelihood Estimates and Compliance: Does Imagining Make
37 It So?", *Journal of Personality and Social Psychology*, 43 (July), 89-99.
38
39
40
41
42 Ha Imsook, Youngseog Yoon, Munkee Choi (2007), "Determinants of adoption of
43 mobile games under mobile broadband wireless access environment", *Information and*
44
45
46
47
48
49
50 Hayes Andrew F., Kristopher J. Preacher (2013), "Statistical Mediation Analysis with a
51 Multicategorical Independent Variable", *British Journal of Mathematical and Statistical*
52
53
54
55
56
57
58
59
60

1
2
3 Hansraj, KK (2014), Assessment of stresses in the cervical spine caused by posture and
4 position of the head, *Surg Technol Int.*, 25, 277-9

5
6
7
8 Hsu Chin-Lung, His-Peng Lu, Hueig-Hsia Hsu (2007), "Adoption of the mobile
9 Internet: an empirical study of multimedia message service (MMS)", *Omega*, 35
10 (December), 715–726.

11
12
13
14 Janssens Wim, Patrick De Pelsmacker, Maggie Geuens (2012), "Online advertisements
15 and congruency effects: it depends on how you look at it", *International journal of*
16 *advertising*, 31 (Spring), 579-60

17
18
19
20 Jeong Eun Ha and Soo Cheong Shawn Jang (2016). "Imagine yourself being healthy:
21 the mental simulation effect of advertisements on healthy menu promotion."
22 *International Journal of Hospitality Management*, 53, 81–93.

23
24
25
26 Jessen Tanja Lund, Paul Rodway (2010), "The effects of familiar and unfamiliar adverts
27 on selective attention", *Perceptual and Motor Skills*, 110 (June), 941-960

28
29
30
31
32
33
34 Jiang Yuwei, Rashmi Adaval, Yael Steinhart, Robert S. Wyer Jr. (2014), "Imagining
35 Yourself in the Scene: The Interactive Effects of Goal-Driven Self Imagery and Visual
36 Perspectives on Consumer Behavior". *Journal of consumer research*, 41 (August), 418-
37 435.

38
39
40
41
42
43 Klein Lisa R. (2003), "Creating virtual product experiences: The role of telepresence".
44 *Journal of Interactive Marketing*, 17 (January), 41–55.

45
46
47
48
49
50
51
52
53
54
55
56
57
58
59
60 Kosslyn Stephen M., William L. Thompson; Nathaniel M. Alpert (1997), "Neural
Systems Shared by Visual Imagery and Visual Perception: A Positron Emission
Tomography Study", *Neuroimage*, 6 (April), 320–334.

- 1
2
3 Lombard Matthew, Ditton Theresa (1997), "At the heart of it all: The concept of
4 presence", *Journal of Computer-Mediated Communication*, 3 (September)
5
6
7
8 Madzharov Adriana V., Lauren G. Block, Maureen Morrin (2015), "The Cool Scent of
9 Power: Effects of Ambient Scent on Consumer Preferences and Choice Behavior".
10
11
12 *Journal of Marketing*, 79 (January), 83-96.
13
14
15 Moon Ji-Won, Young-Gul Kim (2001), "Extending the TAM for a world-wide-web
16 context". *Information & Management*, 38 (February), 217-230.
17
18
19
20 Muter Paul, Paula Marutto P. (1991) "Reading and skimming from computer screens
21 and books: the paperless office revisited?", *Behaviour and Information Technology*, 10
22
23 (July), 257-266.
24
25
26
27 Nielsen Jesper H., Jennifer Edson Escalas (2010), "Easier is not always better: the
28 moderating role of processing type on preference fluency". *Journal of consumer*
29
30
31
32 *psychology*, 20 (July), 295-305.
33
34
35 Nowlis Stephen M., Baba Shiv (2005), "The Influence of Consumer Distractions on the
36 Effectiveness of Food-Sampling Programs", *Journal of Marketing Research*, 42 (May),
37
38
39
40
41 157-68
42
43 Nathan Novemsky, Ravi Dhar, Norbert Schwarz, Itamar Simonson (2007), "Preference
44 Fluency in Choice". *Journal of Marketing Research*, 44 (August), 347-356
45
46
47 Patel Dev, Jeremy Schneider, Kushan Surana (2013), "Cracking the Mobile Advertising
48 Code", *Harvard Business Review* (September)
49
50
51
52 Reed Catherine L., Clay Summer N., Kramer Abigail O., Leland David S., Hartley Alan
53
54
55
56
57
58
59
60 A. (2017), "Attentional Effects of Hand Proximity Occur Later in Older Adults:

1
2
3 Evidence From Event-Related Potentials”, *Psychology and Aging*, 32 (August), 710–
4
5 721.

6
7
8 Schlosser Ann E. (2003), “Experiencing Products in the Virtual World: The Role of
9
10 Goal and Imagery in Influencing Attitudes versus Purchase Intentions”, *Journal of*
11
12 *Consumer Research*, 30 (September), 184–198.

13
14
15 Schuldt Jonathon P., Sara H. Konrath, Norbert Schwarz (2012), “The Right Angle:
16
17 Visual Portrayal of Products Affects Observers’ Impressions of Owners”, *Psychology*
18
19 *and Marketing*, 29 (September), 705–711.

20
21
22 Schwarz Norbert (2004), “Metacognitive Experiences in Consumer Judgment and
23
24 Decision Making”. *Journal of Consumer Psychology*, 14 (September), 332–348.

25
26
27 Shankar Venkatesh, Sridhar Balasubramanian (2009), “Mobile Marketing: A Synthesis
28
29 and Prognosis”, *Journal of Interactive Marketing*, 23 (May), 118–129.

30
31
32 Shen Hao, Jiang Yuwei, Rashmi Adaval (2010), “Contrast and Assimilation Effects of
33
34 Processing Fluency”, *Journal of Consumer Research*, 36 (February), 876-889.

35
36
37 Shen Hao, Zhang Meng, Krishna Aradhna (2016), “Computer Interfaces and the
38
39 “Direct-Touch” Effect: Can iPads Increase the Choice of Hedonic Food?”, *Journal of*
40
41 *Marketing Research*, 53 (October), 745-758.

42
43
44 Shiv Baba, Stephen M. Nowlis (2004), “The Effect of Distractions While Tasting a
45
46 Food Sample: The Interplay of Informational and Affective Components in Subsequent
47
48 Choice”, *Journal of Consumer Research*, 31 (December), 599–608.

1
2
3 Simola Jaana, Jarmo Kuisma, Anssi Öörni, Jukka Uusitalo (2011), “The impact of
4 salient advertisements on reading and attention on web pages”. *J. Exp. Psychol. Appl.*
5
6 17 (June), 174–190.

7
8
9
10 Tinker Miles A (1956), “Effect of sloped text upon the readability of print”. *Optometry*
11
12 *and vision science*, (April), 33-189.

13
14
15 Tsang Melody, Shu-Shung Ho, Ting-Peng Liang (2004), “Consumers attitude toward
16
17 mobile advertising: an empirical study”, *International Journal of Electronic Commerce*,
18
19 8, 3 (Spring), 65-78.

20
21
22 Van Kerckhove Anneleen, Maggie Geuens, Iris Vermeir (2015), “The Floor Is Nearer
23
24 than the Sky: How Looking Up or Down Affects Construal Level”, *Journal of*
25
26 *Consumer Research*, 41 (April), 1358-1371.

27
28
29 Van Rompay, T., de Vries P. W., Bontekoe F (2012), “Embodied Product Perception:
30
31 Effects of Verticality Cues in Advertising and Packaging Design on Consumer
32
33 Impressions and Price Expectations.” *Psychology & Marketing*, 29 (November), 919–
34
35 928.

36
37
38 Vasavada AN, Nevins DD, Monda SM, Hughes E, Lin DC (2015), “Gravitational
39
40 demand on the neck musculature during tablet computer use”, *Ergonomics*, 58
41
42 (February), 990-1004.

43
44
45
46 Royo-Véla Marcelo, Black Matthew (2018), Drone images versus terrain images in
47
48 advertisements: Images’ verticality effects and the mediating role of mental simulation
49
50 on attitude towards the advertisement, *Journal of marketing communications*, in press.

1
2
3 Weijing Xie, Zhao Yunze, Xie Wenya (2013), “The effect on interface design on hand-
4 held devices on mobile advertising effectiveness among college students in China”,
5 *International Journal of Mobile Marketing*, 8 (Summer), 46-60.
6
7

8
9
10 Winkielman Piotr, John T. Cacioppo (2001), “Mind at Ease Puts a Smile on the Face:
11 Psychophysiological Evidence That Processing Facilitation Elicits Positive Affect”,
12 *Journal of Personality and Social Psychology*, 81 (December), 989–1000.
13
14

15
16
17 White Katherine, Rhiannon MacDonnell, Darren W. Dahl (2011), “It’s the Mind-Set
18 that Matters: the role of construal level and Message Framing in influencing consumer
19 efficacy and conservation Behaviors”, *Journal of Marketing Research*, 48 (June), 472-
20 485.
21
22

23
24
25
26
27 Whitney David, Dennis M. Levi 2011), “Visual Crowding: A Fundamental Limit on
28 Conscious Perception and Object Recognition”, *Trends in Cognitive Sciences*, 15
29 (April), 160–168.
30
31

32
33
34 Xu, David Jinjung (2006), “The influence of personalization in affecting consumers
35 attitudes toward mobile advertising in China”, *Journal of Computer Information*
36 *Systems*, 47 (December), 9-19.
37
38

39
40
41 Young Justin G., Matthieu Trudeau, Dan Odell, Kim Marinelli, Jack T. Dennerlein
42 (2012), “Touch-screen tablet user configurations and case-supported til taffect head and
43 neck flexion angles”, *Work*, 41 (January), 81-91.
44
45

46
47
48 Chian-Son Yu, Wachara Chantatub (2016), “Consumers’ resistance to using mobile
49 banking: evidence from Thailand and Taiwan”, *International Journal of Electronic*
50 *Commerce Studies*, 7 (May), 21-38.
51
52
53

1
2
3 Zhao Min, Hoeffler Steve, ZauberMan Gal (2011), “Mental Simulation and Product
4
5 evaluation: the affective and Cognitive Dimensions of Process versus outcome
6
7 Simulation”, *Journal of Marketing Research*, 48 (October), 827 –839.
8
9

10 Zhou Tao (2013), “The effect of flow experience on user adoption of mobile TV”,
11
12 *Behaviour & InformationTechnology*, 32 (January), 263–272.
13
14

15
16
17
18
19
20
21
22
23
24
25
26
27
28
29
30
31
32
33
34
35
36
37
38
39
40
41
42
43
44
45
46
47
48
49
50
51
52
53
54
55
56
57
58
59
60

For Peer Review Only

FIGURES AND TABLES



Figure 1: Impact of mobile devices body postures on purchase intention of online advertised products

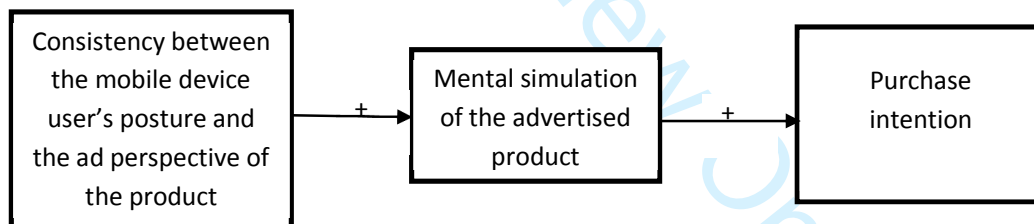


Figure 2. Conceptual research model

Tablet in near-vertical position
(frontal view $<45^\circ$)

Tablet in near-horizontal position
(high-angle view $>45^\circ$)



Figure 3: Positions spontaneously adopted by users of digital tablets

Experimental condition	Participants	Mental simulation	Purchase intention
Tablet in near-vertical position	44	3.15	1.45
Tablet in near horizontal position	32	4.05	2.21

Table 1: Position of the tablet, mental simulation, and purchase intention (study 1)

Study 1: Indirect effect of tablet position on purchase intention

Antecedent	Mediator	Effect	95% LLCI	95% ULCI
Tablet position	Mental simulation	-0.191	-0.561	-0.019

Table 2: Mediation of mental simulation on purchase intention (study 1)





4 conditions	Position near-vertical 	Position near-horizontal 
High-angle perspective 	Inconsistency of perspective	Consistency of perspective
Frontal perspective 	Consistency of perspective	Inconsistency of perspective

Table 3: Experimental design of study 2

	Total participants	Frontal perspective image	High-angle perspective image
Near vertical position	38	15	23
Near horizontal position	36	20	16

Table 4: Sample of study 2

		Frontal perspective	High-angle perspective
Purchase intention	Near-vertical position	3.9333	1.9565
	Near-horizontal position	2.4286	3.0185
Mental simulation	Near-vertical position	4.2000	3.1667
	Near-horizontal position	2.9125	3.7188

Table 5: Tablet position, mental simulation, and behavior (study 2)

ANSWERS TO REVIEWERS

Mobile advertising: the effect of tablet tilt angle on user's purchase intentions

Journal of Marketing Communications

June 2018

Dear reviewers,

We thank you for your interesting comments and various suggestions that helped us to improve the quality of the manuscript.

In this last version of the manuscript, we added some precisions to the presentation of the results and we edited and proof-read the manuscript so as to be sure there were no mistakes left.

We also carefully examined each of you remark. We addressed each of them in the table below.

